



PATIENT EDUCATION

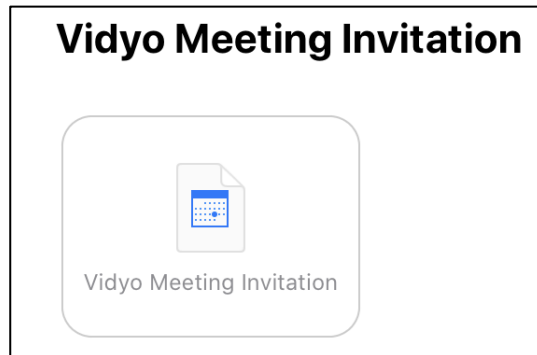
How to Join a Vidyo Meeting

Introduction

Your CentraCare or Carris long term care facility, home health/hospice, or behavioral health care giver may want to connect with you using a virtual meeting room. Connect using the preferred secured software called Vidyo. This document details how to join the virtual meeting room.

Instructions

- 1) Your care giver's office staff will arrange a virtual meeting with you over the telephone or through MyChart. You will receive a Vidyo meeting invitation via email. Open the email and **click on the Vidyo Meeting Invitation icon.**



- 2) Click on the **link** on the bottom of you invite.
 - a. First time using Vidyo?
 - i. Follow the prompts and download the App
 - b. Already have Vidyo installed on your device?
 - i. Click Join Conference

Event Details Done
 Vidyo Meeting Invitation

Propose New Time >

4 PM
 5 PM [Vidyo Meeting Invitation https://vportal.centracare.com/...](https://vportal.centracare.com/...)
 6 PM

MG Invitation from **Mollie Greener** >

Invitees 1 >
 greenert@live.com

Alert 15 minutes before >

Notes
 Let's meet via Vidyo!


Join 0017094 at vportal.centracare.com using any of the following options:


- To join as a first-time user from your desktop or mobile device, or to annotate with VidyoSlate on your iPad: Click <https://>

AA vportal.centracare.com

CentraCare™


Have VidyoMobile installed?


 Join Conference

Don't have VidyoMobile?




3) **Enter your Name.** Others will see the name you enter. Click **Join**.

 **Vidyo®**

Welcome back!
 Please enter your display name before joining the room

Display Name <

Join

Exit